

MODELO
RKY40KB

Standby/Prime
40 kW / 35 kW

60
Hz

EPA
Tier4

1800
RPM

SOUNDPROOF GENSET



Referential image

RATINGS

Voltage (L-L)		240V	208V	240V	480V
Phase		1 PH	3 PH	3 PH	3 PH
Power factor	Cos Phi	0.8	0.8	0.8	0.8
Frecuency	Hz	60	60	60	60
Controlator	Deepsea	6320 MKII	6320 MKII	6320 MKII	6320 MKII
Engine	Kubota	V3600-T-E3BG	V3600-T-E3BG	V3600-T-E3BG	V3600-T-E3BG
Alternator	Stamford	SIL2-R	SIL2-R	SIL2-R	SIL2-R
Connection		12 Lead delta	12 Lead delta	12 Lead serie delta	12 Lead delta
STANDBY					
Power	KW	40	40	40	40
Power	KVA	40	50	50	50
Amperage	A	97	138	120	60
PRIME					
Power	KW	35	35	35	35
Power	KVA	35	43.75	43.75	43.75
Amperage	A	85	122	105	53

Certifications and standards

- EPA Tier 4 (refer emissions certified)
- IBC 2018 and ASCE/SEI7-16 - optional (refer to seismic Certification)
- UL 2200 - (refer to System ratings for availability and assembly)
- UL 142 - (refer to aboveground tank)
- Generator set tested to ISO 8528-5 for transient response
- Verified product design, quality, and performance integrity
- All engine systems are prototype and factory tested

Warranty Polity

- Engine and Assembly Warranty for a period of 2 years or 2,000 hours of operation
- Electrical Components Warranty for a period of 2 years or 2,000 hours of operation

Prime Power (PRP): According to ISO 8528-1:2018, PRP is the maximum power available for use under variable loads for an unlimited number of hours per year within the manufacturer’s prescribed maintenance intervals and under the environmental conditions specified by the manufacturer. The average power consumed over a 24-hour period must not exceed 70% of the PRP.

Emergency Standby Power (ESP): According to ISO 8528-1:2018, ESP is the maximum power available for use under variable loads in the event of a grid power outage or during testing conditions for a limited number of hours per year, specifically 200 hours, within the manufacturer’s prescribed maintenance intervals and under the environmental conditions specified by the manufacturer. The average power consumed over a 24-hour period must not exceed 70% of the ESP.

Specifications of application

ENGINE

Manufacturer	Kubota	Displacement	L (in ³)	3.620 (220.9)
Model	V3600-T-E3BG	Bore x stroke	mm (in)	98x120 (3.86x4.72)
Configuration	4 cylinders in line	Frecuency	Hz	60
Governor	mechanical centrifugal	Velocity	RPM	1800
Certification EPA	Tier 4	Compression ratio		23:1

FUEL SYSTEM

Fuel suction fitting	5/8" NPT Female
Fuel return fitting	1/2" NPT Female
Injection type	Indirect injection

AIR REQUIREMENTS

Type aspiration	Natural aspiration
Airflow for radiator cooling	m3/min(CFM) 1.658(46.8)
Intake airflow	m3/min(CFM) 1.74(61.5)

OIL SYSTEM

Oil capacity	L (gal)	13.2 (3.49)
Oil pressure	psi (kPa)	23 (43)
Lube oil specification	SAE 15W-40	

EXHAUST SYSTEM

Maximum exhaust back pressure	kPa (in. H2 O)	8 (47)
Gas volume at stack temp	m3/min(CFM)	4.76(168)
Gas temp. (stack)	°C (°F)	510 (950)

COOLING SYSTEM

Coolant capacity	L(gal)	8.1(214)
Ambient capacity of radiator	°C (°F)	50 (122)
Max. Restriction of Cooling Air	kPa (in. H2O)	0.12 (0.5)

ELECTRIC SYSTEM

Electric volts	Volt DC	12
----------------	---------	----

FUEL CONSUMPTION

		STANDBY
At 100% load	L/hr (gal/hr)	12(3.18)



Specifications of alternator

GENERAL DATA

60 Hz

Manufacturer	Stamford
Model	S1L2-R
Capacity of overload	(+/- 15% of rated capacity)
Bearing	N° 1
Polos	N° 4
Insulation standby- prime	Clase H
Enclosure (according IEC-34-5)	IP23
Temp. Rise Standby - prime	°C 150/40- 125/40
AVR	AS540 Regulation of voltage (+/- 1%)
Exciter system	Self Excited



Specifications of control panel

Deepsea 6320 has the capability of automatic and manual start. Digital readings include: voltage between each phase and neutral, voltage between phases, amps per phase, frequency, power in kW and kVA, power factor, accumulated kWh on a daily, monthly, and annual basis, fuel reserve, oil pressure, coolant temperature, battery voltage, and alternator charge voltage, engine speed, and operating hours. Engine alarms include high coolant temperature, low oil pressure, emergency stop activated, battery charge failure, low coolant level, low fuel level, overspeed, insufficient speed, and low battery voltage.

Alarm of engine

High coolant temperature, low oil pressure, low coolant level, unexpected shutdown, low fuel level, stop failure, low battery voltage, battery charge alternator failure, overspeed, insufficient speed, startup failure, and emergency shutdown. Support for engines with an electronic control unit (ECU) (J1939, Modbus, and other proprietary interfaces); alarm codes displayed in text form.

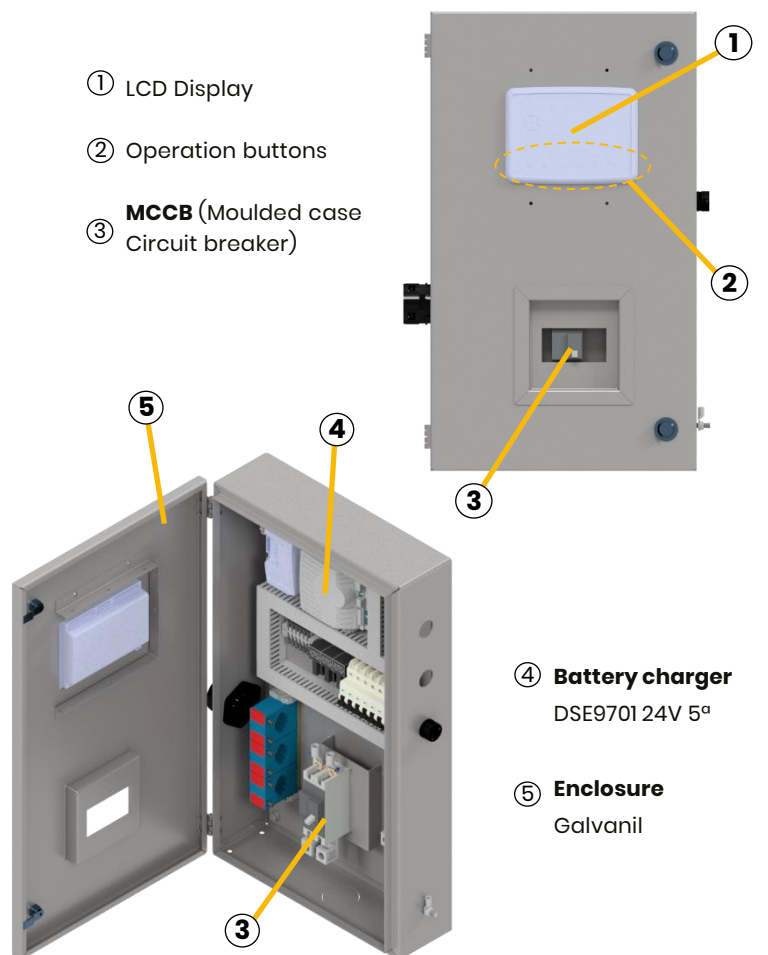
Alarm of alternator

Overload, voltage imbalance, overvoltage, undervoltage, overfrequency, underfrequency, short circuit, and reverse power.

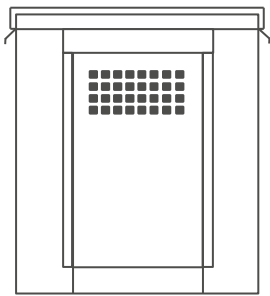


Main Features

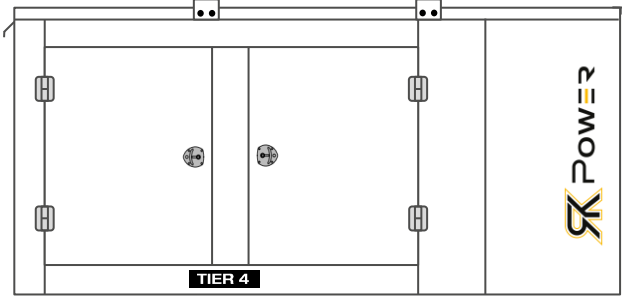
- Multilingual display
- Automatic start on power grid failure
- Engine runtime can be recorded for ease of maintenance and repair of the unit
- User-friendly button configuration and layout
- The LCD screen can display multiple parameters simultaneously
- Compatible with electronic fuel injection (EFI) engines
- IP65 rating
- Configuration via PC and front panel
- Fully configurable via PC using USB, RS232, and RS485 communication
- Data recording and trend analysis
- Support for sensors from 0 V to 10 V and from 4 mA to 20 mA
- Compatible with a wide range of CAN engines



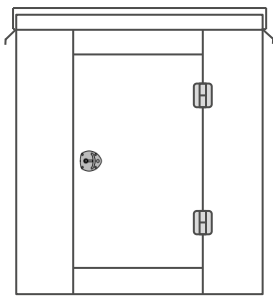
Level 2 | air panel view



Level 2 | lateral view

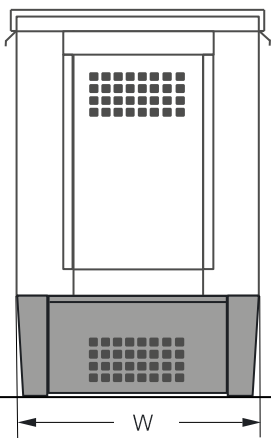


Level 2 | exhaust view

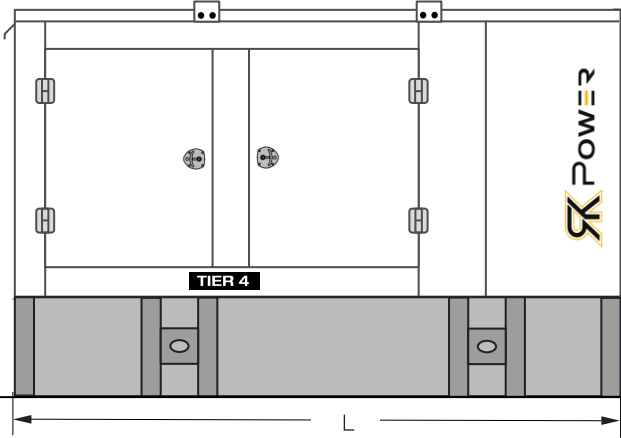


Level 2 enclosures include sound attenuation foam (one layer).
Enclosure manufactured in aluminum and with a wind rating of 150 MPH, certified according to **IBC2018** and **ASCE/SEI7-16** standards.

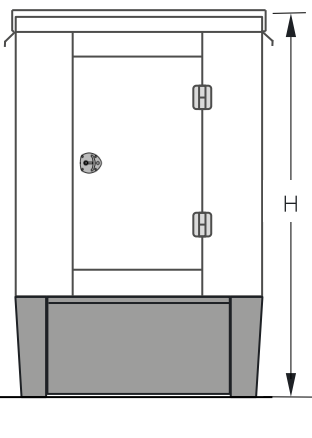
Level 2 | air panel view



Level 2 | lateral view



Level 2 | exhaust view



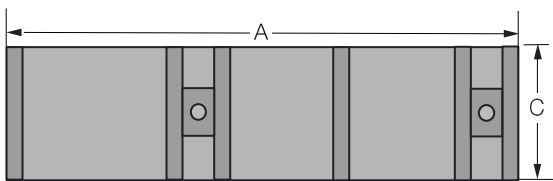
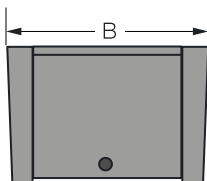
All measurements are approximate and are provided for estimation purposes only. Weights do not include fuel weight.
Sound levels are measured at 23 feet (7 meters) and do not take into account the environmental conditions of the site.
UL 2200 certified for generator assembly - optional

Dimensions, weight and **level sound**

	Length(in)	Width(in)	Height(in)	Weight(lb)	Level sound dB(A)@7m
	L	W	H		
Soundproof genset Level2	98	42	70	3,300	67+/- 2

Sub-base tank **double wall**

		60 hours
Capacity		200 usg
A	Length in	98
B	Width in	42
C	Height in	20

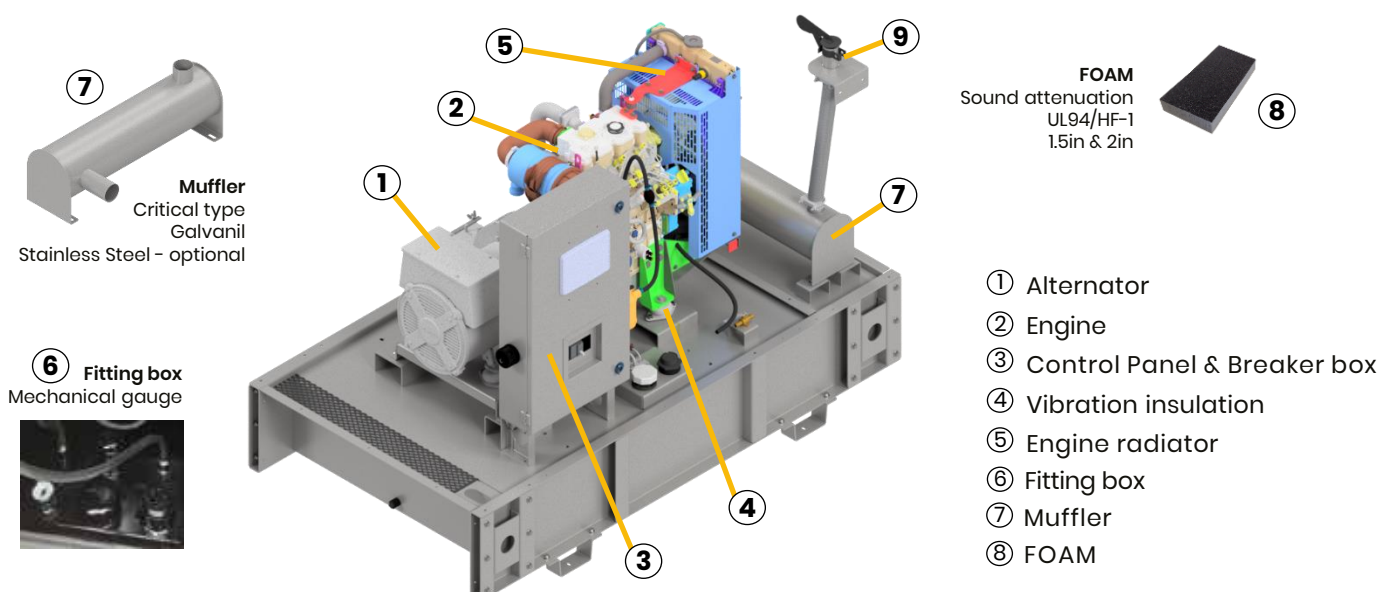


Subbase tanks manufactured in steel under **UL142** - Optional

External parts of a standard **soundproof genset**



Intern parts of a standard **soundproof genset**



Optional **configuration**

Generator

- Movil type
- Open type
- Seismic insulators

Breaker

- ABB or SIEMENS
- Trip unit:
 - adjustable
 - electrónico

Engine

- Heater anticondensation

Alternator

- Heater anticondensation
- AVR PMG - MX341

Tank

- Double wall
- Extern daytank
- Extern tank
- Additional accessories:**
 - Level switch alarm
 - Spill detector switch

Control system

- Automatic transfer switch (ATS)
 - ABB, OSEMCO and VITZRO (NEMA 3R, 4X, 12) (Steel, Aluminium, Galvanil or SS)
- Sincronism system:
 - Deepsea DSE8620